

Joint Meeting
Public Safety Subcommittees
House Appropriations and Senate Finance



Virginia Juvenile Community Crime Control Act
September 12, 2002

For Kids & Families....

- State & local partnership
- Funding & services
- Block grants
- 1995 General Assembly enacted the Virginia **Juvenile Community Crime Control Act**
- Some funding to all localities
- Encourage alternatives to secure detention & state commitments
- Public safety & return to productivity



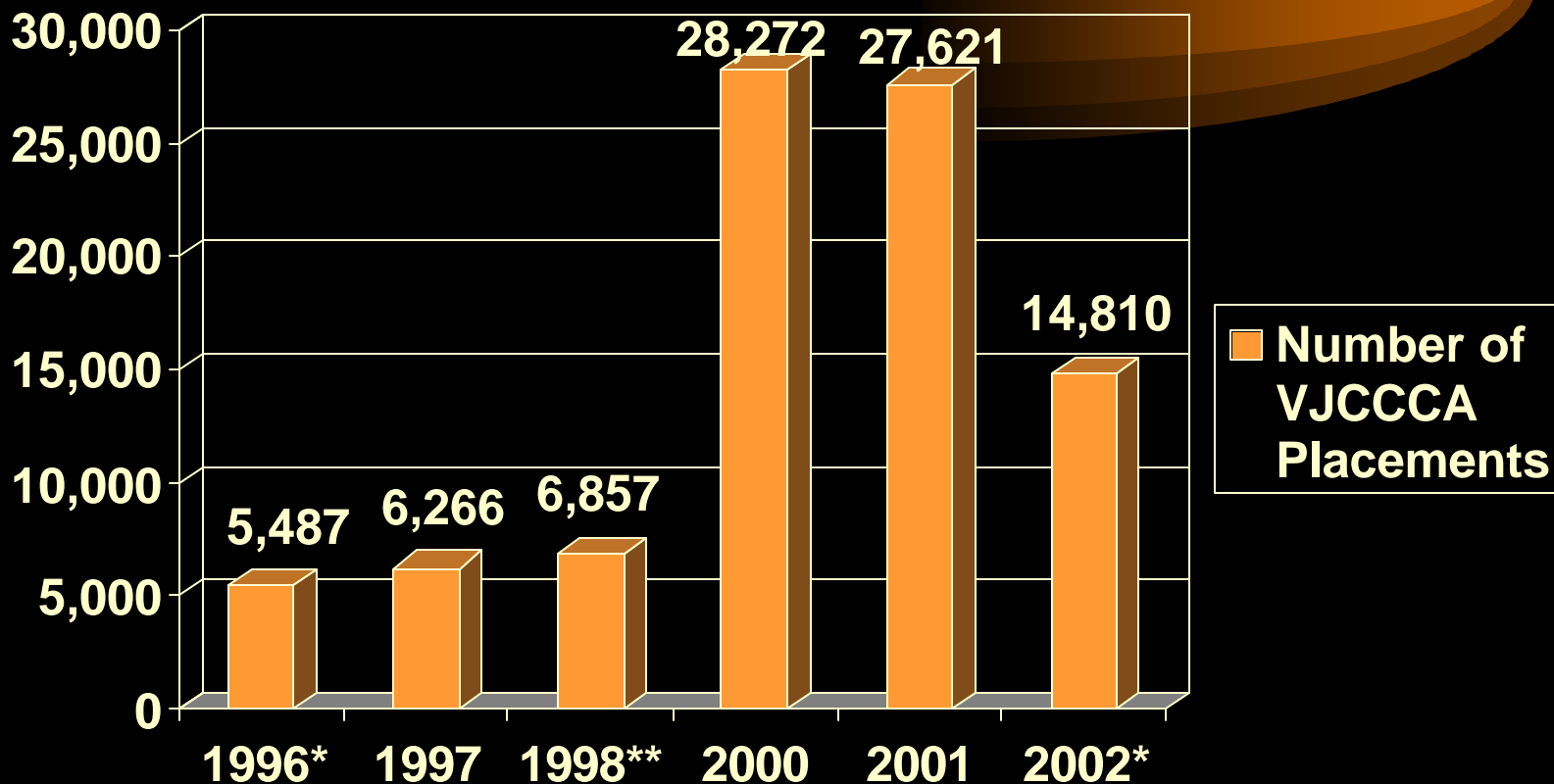
2002 Budget Reductions

- **51%** reduction in VJCCCA
- SABRE funds
 - treatment and prevention of substance abuse
 - completely eliminated
- Coalition
 - over 50 individual local governments
 - 9 state-wide local government associations

VJCCCA SUCCESS

- ◆ ***27,621*** participants during 2001
- ◆ **57%** of the youth served by VJCCCA in highest delinquency- prone years [ages 14 to 16]
- ◆ **78%** of youth served by the VJCCCA meet treatment goals and successfully complete services
- ◆ **In 2000, 64.3%** of all youth served in a VJCCCA program were crime free 12 months after services

VJCCCA's Success



*6-month data cited

** Prior to 2000, state data captured only those programs previously funded by Block Grant Allocations

VJCCCA's Success

- Six key programs have been identified across the state:
 - Group Homes
 - Electronic Monitoring
 - In-Home Services
 - Community Service
 - Intensive Community Supervision
 - Educational Groups
- Majority have a lower unit cost than detention or commitment



Average Unit Costs Comparison

| | Service | Unit | Cost |
|---|---------------------------------|------|-----------|
| 1 | Correctional Commitment | Day | \$131.51* |
| 2 | Secure Detention | Day | \$122.00 |
| 3 | Group Home | Day | \$136.09 |
| 4 | In-Home Services | Day | \$39.24 |
| 5 | Electronic Monitoring | Day | \$33.79 |
| 6 | Educational Groups | Hour | \$31.42 |
| 7 | Intensive Community Supervision | Day | \$20.42 |
| 8 | Community Service | Hour | \$6.96 |

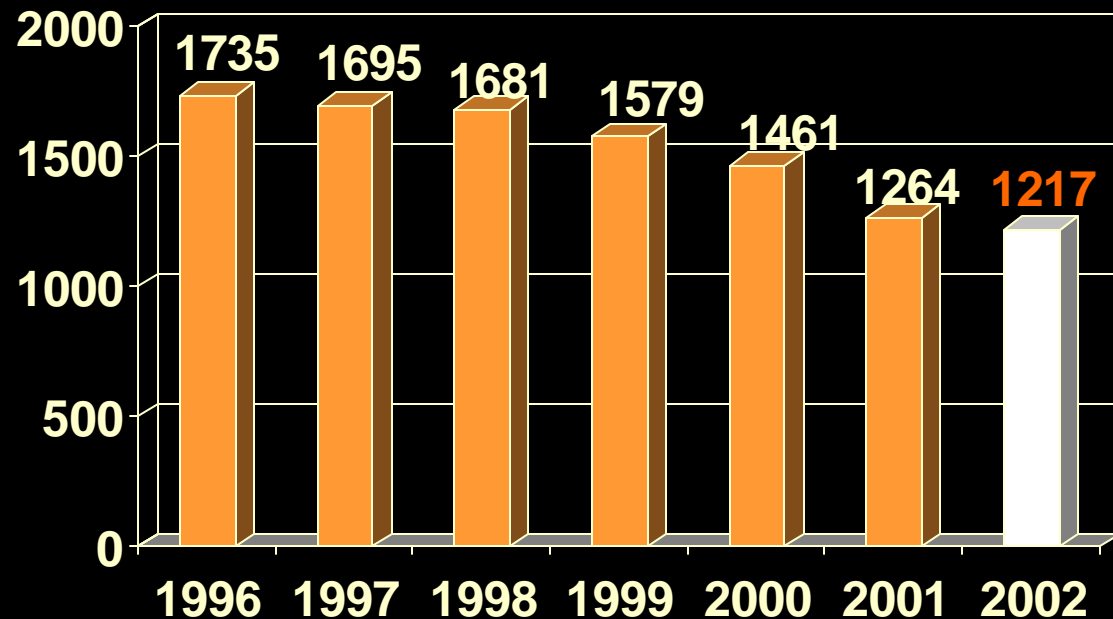


*Based on annual confinement costs per youth of \$48,000 (variable inmate cost)

Statewide Impact

Commitments to state correctional centers

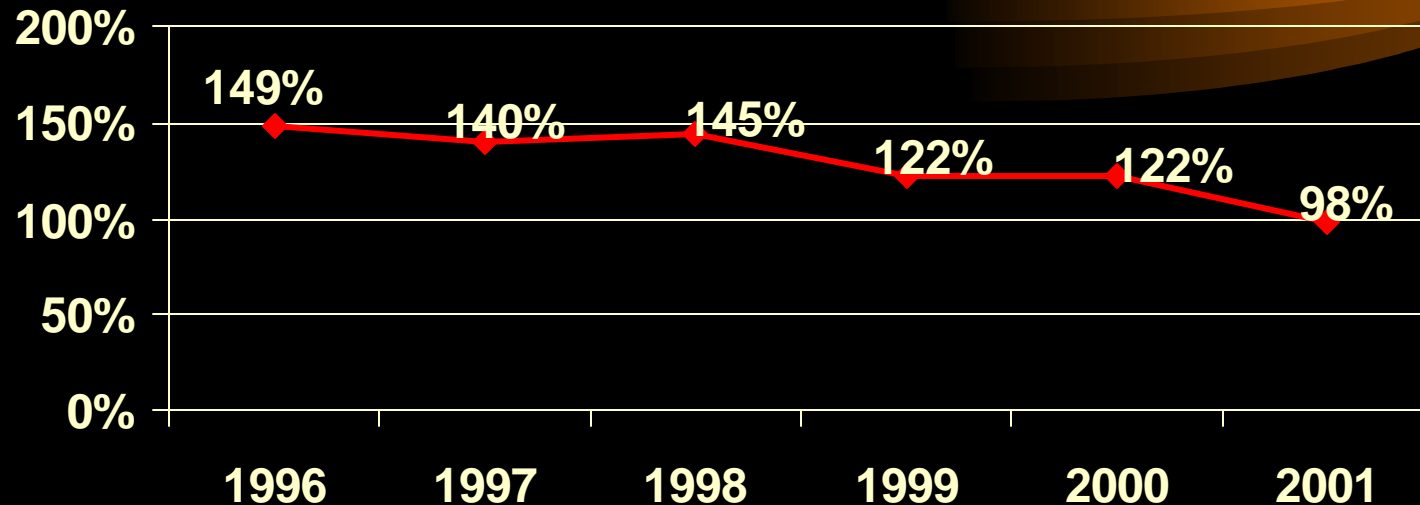
JCC Commitments 1996-2001



29.9% decrease

Statewide Impact

Secure Detention Utilization Rates 1996-2001



- Since 1996, local detention bed capacity 52% increase
- 66% *decrease* in utilization
- Largely attributable to VJCCCA alternatives

People behind the statistics



What the Cuts Have Meant

- For 63 localities responding to survey
- Staff Reductions 129.5 full-time or contractual positions
- 102 programs eliminated
- 27 Programs reduced capacity
- Unintended Consequences
 - Increased admissions to secure detention
 - Increased commitments to state facilities
 - Increased foster care placements
 - Increases in CSA costs

Unintended Consequences



- Increased admissions to secure detention
- Increased commitments to state facilities
- Increased foster care placements
- Increases in CSA costs

VJCCCA Local Government Coalition Objectives



- No further reductions
- Equitable, stable funding allocation process
- Bi-annual report to General Assembly on program outcomes
- Incremental restoration of funds

Members

VJCCCA Local Government Coalition

- Virginia Association of Local Human Service Officials (VALHSO)
- Virginia Municipal League
- Virginia Association of Counties
- Virginia Community Residential Care Association
- Virginia Juvenile Justice Association
- Virginia Council on Juvenile Detention
- Virginia Association of Detention Alternatives
- Virginia Association of Drug Courts
- VJCCCA Program Operators Work Group
- And 50 Individual Localities